

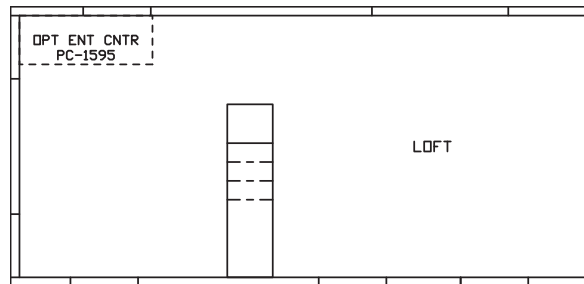
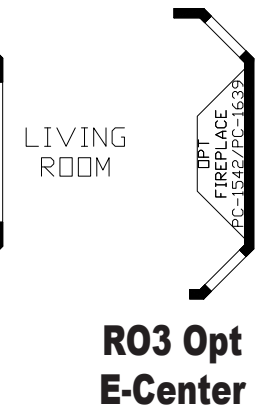
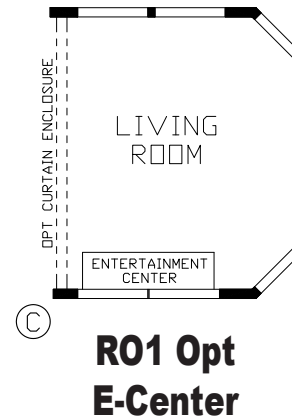
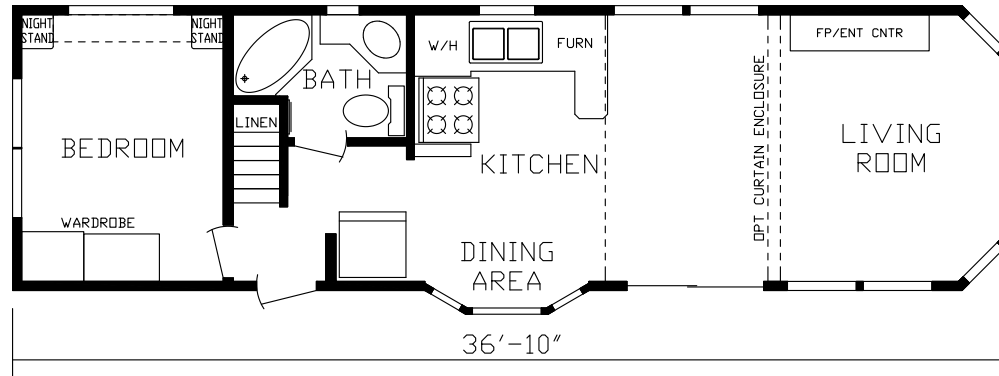
Sunman

Country Manor Series

387 SQ. FT. (Approximate) 1 Bedroom, 1 Bath, Loft

Park Models
"Factory Direct Value" **DIRECT**

Last Updated: 4-18-22



Loft



FACTORY EXPO HOME CENTERS
2225 E. Market St.
Nappanee IN 46550

NP.ParkModelsDirect.com | 1-800-691-2871

IMPORTANT: Alta Cima Corp reserves the right to modify, cancel or substitute products or features of this event at any time without prior notice or obligation. Pictures and other promotional materials are representative and may depict or contain floor plans, square footages, elevations, options, upgrades, extra design features, decorations, floor coverings, specialty light fixtures, custom paint and wall coverings, window treatments, landscaping, sound and alarm systems, furnishings, appliances, and other designer/decorator features and amenities that are not included as part of the home and/or may not be available at all locations. Home, pricing and community information is subject to change, and homes to prior sale, at any time without notice or obligation. ©2020 Alta Cima Corp. All rights reserved.

MANUFACTURED BY:



I authorize Factory Expo Home Centers to build my house, per this plan.

X _____
Customer Signature/Date